

Technical specification:

<p>Throughput</p> <ul style="list-style-type: none"> Up to 260 tests per hour 	<p>Reaction system</p> <ul style="list-style-type: none"> 90 Special cuvettes Length of cuvette : 6mm Cuvette Volume : 300µL Reaction volume : 200µL to 500µL Reaction time : 8 - 10 mins Reaction temperature : 37±0.1°C
<p>Methodology</p> <ul style="list-style-type: none"> Measuring principles: Absorbance photometry, Turbidimetry, End-point, Two-point, Kinetic, /Dual/ reagent chemistries, monochromatic /bichromatic 	<p>Working Conditions</p> <ul style="list-style-type: none"> Power supply : AC100-240V, 50-60Hz 1 KVA Dimensions : 700mm (W) *650mm (L) *530mm (H) Weight : 61.7kgs (N.W.) + 46.3kgs (T.W.)
<p>Sample Arrangement</p> <ul style="list-style-type: none"> 40 positions for sample, STAT, Calibrator, and QC Sample volume : 2-50µL, step by 0.1µL Compatible with primary collection tube, minimal tube, sample cup, etc 	<p>Operating configuration</p> <ul style="list-style-type: none"> Operation system Windows 10 or XP Interface RS-232 Memory Upto 200,000 patient data Temperature 10°C-35°C Humidity upto 90% with no dew
<p>Reagent arrangement</p> <ul style="list-style-type: none"> 40 reagent positions for R1 and R2 Volume range : 10-500µL, step by 1µL Reagent Probe : Liquid level detection, collision protection function On board cooling (2°C- 8°C) 	<p>Optical system</p> <ul style="list-style-type: none"> 9 wavelengths : 300-700nm Tungsten halogen lamp Absorbance range : 0-4.00Abs Spectrophotometry; rear spectrophotometry
<p>Laundry system</p> <ul style="list-style-type: none"> Needles : 8 step washing sequence. Water Consumption : Upto 4 l/hr 	<p>Mixing system</p> <ul style="list-style-type: none"> Independent mixing probe

GREAT CHEMISTRY®




AGD2260

Fully Automatic Clinical Chemistry Analyzer



AGD Biomedicals (P) Ltd.
 Mehta Trade Center,
 Sir M.V. Road, Andheri East,
 Mumbai - 400 099 INDIA

P : +91-22-28231061/66
 +91-22-28257999
 E : sales@agdbio.com
 W : www.agdbio.com



- Compact, Benchtop, Fully Automatic Random Access Clinical Chemistry Analyzer
- 260 Test per hour
- Smart system with user friendly programming
- High end washing sequence to eliminate errors in reporting



Clinical Chemistry Analyzer

Intellectual software:

- Automatic washing cuvette when start up & shut down the instrument
- Test order setting to avoid carry over
- Automatic detection of reagent volume during every startup of the instrument
- Displays the reagent ,cuvettes and room temperature during testing.



Optimum Calibration Cuvette

- Automatic Cuvette blank testing
- Automatic wash for selected cuvette
- Online monitoring of cuvette quality



Sample /Reagent Probe:

- Integrated level and position sensors for the sample/reagent probe
- Optical sensors for vertical and horizontal movement & detection of the position of probe movement.
- Material of the probe is stainless steel – Anti rust design
- Internal and external cleaning of the probe after sample and reagent aspiration – Removes chances of carryover and cross contamination

Stirrer Mechanism:

- Stirrer is useful for proper mixing which is major factor for accurate results
- Teflon coating leads to hydrophobic nature and helps to avoid carryover



Laundry system :

- 8 step Washing unit
- There are 14 washing needles:
 - Six short needles to dispense distilled water into cuvettes
 - One short needle is used to dispense detergent into cuvettes
 - Six long needles are used to aspirate water from the cuvettes
 - One long needle with silicon wiper to clean walls of the cuvettes

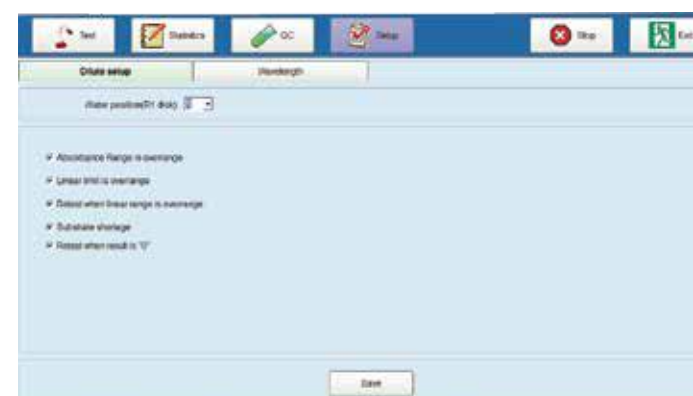
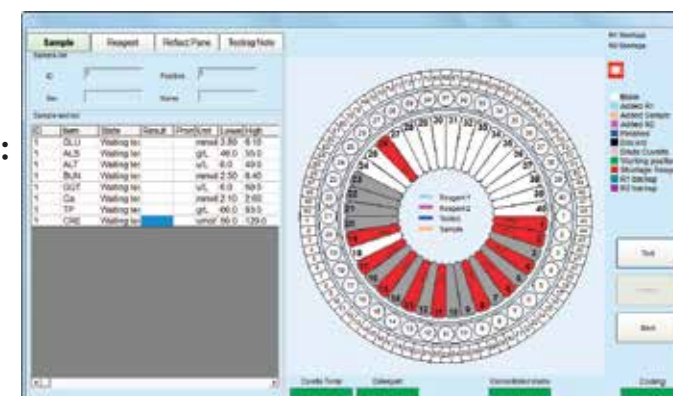


Reaction tray:

- 6 reaction holders to load total 90 reaction cuvettes , each holder has 15 cuvettes
- Long cuvette life
- It can be replaced individually

Dynamic and real- time display of running status:

- Real time online status of sample tray, reagent tray and cuvettes
- Monitoring residual volume of reagents



Automatic dilute and retest

- Automatic dilute and retest when :
1. Absorbance range is overrange
 2. Linearity limit is crossed
 3. Substrate depletion
 4. 'O' result

Freely set the auto dilute ratio and water position